

Lila

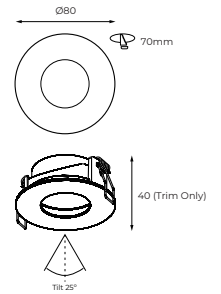


Lila is a range of recessed luminaires dimmable LED modules with up to 1100lm lumen output. Available with a round pinhole or oval keyhole aperture, Lila achieves high-intensity, accent lighting with no light spill. Both versions can be tilted up to ± 25 degrees and the downlight has a black internal surface and is deep set for glare control and optimal visual comfort. Lila downlights are suitable for use in residential, retail and various other indoor applications.

IP20    

Lila - 80 Pinhole

Dimensions	Ø80mm x 40mm (Trim Only)
Finish	White (WH) / Black (BK) / Custom Colour (CC)
Configurations	Ceiling Recessed
Code / Description	177B80 / Adjustable Pinhole Trim w/ Black Insert
Rating	IP44



Accessories

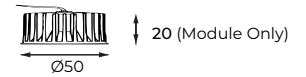
Globes	GU10 LED Globe 3000K 5W 410lm DIM
	GU10 LED Globe 4000K 5W 430lm DIM
	GU10 LED Smart Wi-Fi Globe Tunable White - Colour Changing
Base	GU10 Socket
Controller	Wi-Fi Controller for Smart Globe (Up to 50 Globes)

Additional Information

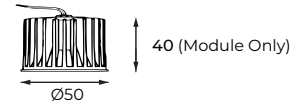
This product comes in our standard colour range however can be colour-customised to seamlessly integrate into your space. Minimum order quantities apply. For more information please contact our customer service team on +61 3 9427 0231 or email info@sphaera.com.au

LED Modules

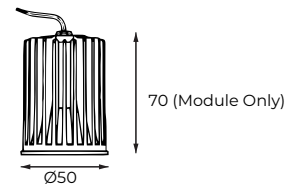
Code / Description	LML063060LEDDIM - 3000K 6W Dimmable 36° Low Profile Module
Lumen Output	700lm
CRI	90+
Lifespan	50000hrs
Dimming	Phase-Cut
Voltage	220-240V
Options	DALI, Casambi



Code / Description	LMR063060LEDDIM - 3000K 6W Dimmable 60° Low Profile Module
Lumen Output	700lm
CRI	90+
Lifespan	50000hrs
Dimming	Phase-Cut
Voltage	220-240V
Options	DALI, Casambi



Code / Description	LMR12TW60LEDIM - 2700K 3000K 4000K 12W Dimmable 60° Module
Lumen Output	900lm
CRI	90+
Lifespan	50000hrs
Dimming	Phase-Cut
Voltage	220-240V
Options	DALI, Casambi Beam Angle 15° 24° 38°



Code / Description	LMR17TW60LEDIM - 2700K 3000K 4000K 17W Dimmable 60° Module
Lumen Output	1100lm
CRI	90+
Lifespan	50000hrs
Dimming	Phase-Cut
Voltage	220-240V
Options	DALI, Casambi Beam Angle 15° 24° 38°

